












# Increasing Scaling Minutes

If you require more minutes of instrument on tooth time, your options are:

- To remove a service or services so that the time allotted to those services can be added to the instrument on tooth time.
- Or decrease the amount of time that you planned for a service eg. You planned to do probing for 10 min but if you lower it to 8 minutes, the other 2 minutes are added to instrument on tooth time.
- Finally, consider lengthening the appointment

When this occurs, it means that the appointment was not booked long enough for the services that were due to be completed.

Appointment Plan  

Code	Service	Minutes	Charge
	Review client chart to prepare for procedure	<input type="text" value="3"/>	
	Review client chart and gain consent	<input type="text" value="2"/>	
11113 11117	Scale 	<input type="text" value="38"/>  \$245	
	Probe	<input type="text" value="10"/>	
02141	Bitewings One Radiograph	<input type="text" value="2"/> \$43	
	Providing post operative instruction	<input type="text" value="3"/>	
	Recording treatment notes in chart DURING appt	<input type="text" value="5"/>	

X-Ray Rx:  Examining:

